



# THE SUPPLY LINE

2018





- Extensive, local, in-stock inventory
- Daily deliveries
- More than 40+ years of flexible, reliable service
- On-the-spot quoting
- 24-Hour Emergency Service by calling any of our locations
- Branch-to-branch, after-hours, customer support
- Convenient operating hours
- Honored customer and job commitments
- 17 convenient locations

Stoneway is a full line, stocking electrical wholesale distributor, with seventeen conveniently located offices and warehouses located in the Pacific Northwest. We have customers in Washington, North Idaho and Western Montana.

Early in its history, Stoneway recognized the importance of investing in state-of-the-art hardware and software. We have realized excellent returns on this investment in terms of customer benefits and in managing the inventory and operations of a multi-branch organization. The system is constantly updated to ensure peak performance.

Corporate Inside Sales Staff (CISS)  
**855.668.6858**  
**6AM-3PM PST M-F**

Our Corporate Inside Sales Staff (CISS) is a dedicated team, well-versed in all Stoneway has to offer. CISS acts as personal, customer agents who are familiar with local markets and are able to assist with quotations, troubleshoot technical issues, research hard-to-find items and are knowledgeable on product attributes and availability. Whether you are new to Stoneway or have a long-standing relationship, your CISS Account Manager is here to help.

*All items are F.O.B. Stoneway Warehouse. Due to the franchise restrictions, all items may not be available at every location and may be substituted where appropriate. We reserve the right to limit quantities and correct typographical errors.*



Amidst an ever-changing technological landscape, Stoneway Electric Supply is positioned to provide sustainable solutions and direction as you navigate your business towards continued success. We work hand-in-hand with the top suppliers in the industry to offer cutting-edge products, coupled with superior service. The Supply Line showcases innovative products from these manufacturers and details our value-added offerings.

In addition to the latest products, we provide direct access to our team of professionals in all segments of the electrical industry. From new construction to retrofits and from machine-build to maintenance, our project management teams and specialists partner with you from start to finish - offering value engineered options to meet specifications, comply with code, contain cost, and achieve continued relevance in changing markets.

Stop in to your local branch, or call to arrange an on-site meeting and learn how Stoneway can serve all your electrical, industrial and datacomm needs.

Jim Gagoush  
*Vice President, Spokane District Manager*

# ContactsNearYou

<b>SPOKANE</b> 509.535.2933	Rick Gunderson <b>Branch Hours:</b>	Branch Manager <b>6:30 am - 5:00 pm, M-F</b>
<b>COEUR D'ALENE</b> 208.772.6200	Ed Cliff <b>Branch Hours:</b>	Branch Manager <b>6:00 am - 5:00 pm, M-F</b>
<b>MOSES LAKE</b> 509.764.4252	Doug Stanley <b>Branch Hours:</b>	Branch Manager <b>7:30 am - 4:30 pm, M-F</b>
<b>PULLMAN</b> 509.872.0100	Jeff Young <b>Branch Hours:</b>	Branch Manager <b>6:30 am - 4:30 pm, M-F</b>
<b>RICHLAND</b> 509.943.4664	Doug Elliott <b>Branch Hours:</b>	Branch Manager <b>7:00 am - 5:00 pm, M-F</b>
<b>SANDPOINT</b> 208.263.9513	Sean Leverich <b>Branch Hours:</b>	Branch Manager <b>7:00 am - 5:00 pm, M-F</b>
<b>WALLA WALLA</b> 509.522.1550	Tom Vinti <b>Branch Hours:</b>	Branch Manager <b>7:00 am - 5:00 pm, M-F</b>
<b>WENATCHEE</b> 509.663.2434	Steve Pike <b>Branch Hours:</b>	Branch Manager <b>7:00 am - 5:00 pm, M-F</b>
<b>YAKIMA</b> 509.469.6154	Tyler Hicks <b>Branch Hours:</b>	Branch Manager <b>7:00 am - 5:00 pm, M-F</b>

Or visit us online at  
**stoneway.com**



# Powered for Success

With the evolution of lighting, power management and alternative energy, the energy market is a growing demand in today's economy. That's why Stoneway provides a trained staff of Energy and Lighting Specialists and premier product lines for all aspects of energy efficiency.



## Our Services

- Lighting Solutions/Retrofits
- Power Management
- Energy Savings
- Alternative Energy
- Product Recommendations
- ROI Analysis
- No-obligation Energy Audits
- Fixture and Lamp Recycling Programs
- Rebate Assistance
- Project Financing





# Industrial Ingenuity

Succeeding in the complex industrial segment requires a partner that is always on the lookout for ways to increase quality, safety and productivity; while at the same time find ways to reduce energy consumption and machine downtime. Stoneway is uniquely qualified to assist our clients in these areas with a local team of experienced Industrial Specialists and Certified Application Engineers.

## Our Services

- Process improvements and machine throughput
- Inspection, sensing and data logging
- Control and automation solutions, products and training
- Machine & Power Safety Assessments and Remediation
- Comprehensive Energy Analysis, Solutions & Rebate assistance
- Complete solutions for power quality, monitoring and maintenance
- Local inventory and daily deliveries

**Technical Support Center Hotline**  
(855) 262-0794 or [techsupport@stoneway.com](mailto:techsupport@stoneway.com)





# Datacomm Mix

In the low-voltage market it's essential for you to have the latest products and resources. That's why Stoneway provides you with Datacomm Sales Managers, Account Managers, and an Inside Support Team to help you find the right products from our premier product lines for all aspects of low-voltage installations.

## OurLine

◆ STRUCTURED WIRING	◆ SECURITY	◆ AUDIO	◆ VIDEO	◆ METAL	◆ AUTOMATION
<ul style="list-style-type: none"> <li>▪ Category 5e • 6 • 6A</li> <li>▪ MM / SM Fiber Optics</li> <li>▪ Coaxial Connectors</li> <li>▪ Jacks and Wall plates</li> <li>▪ Patch Panels</li> <li>▪ Category Cables</li> <li>▪ Fiber Interconnect Boxes</li> <li>▪ Passive Optical LAN (POL)</li> </ul>	<ul style="list-style-type: none"> <li>▪ CCTV</li> <li>▪ Intrusion Detection</li> <li>▪ Access Control</li> <li>▪ Fire Alarm</li> </ul>	<ul style="list-style-type: none"> <li>▪ Surround Sound</li> <li>▪ Distributed Audio</li> <li>▪ Audio Cable</li> <li>▪ Passive Audio</li> <li>▪ Paging Systems</li> <li>▪ Auditorium / Theater</li> </ul>	<ul style="list-style-type: none"> <li>▪ Projectors</li> <li>▪ TV / Monitor</li> <li>▪ Distributed Video</li> <li>▪ Baluns</li> <li>▪ Matrix</li> <li>▪ Extenders</li> <li>▪ Splitter</li> <li>▪ Video Cable</li> </ul>	<ul style="list-style-type: none"> <li>▪ Racking</li> <li>▪ Cabinets</li> <li>▪ Basket Tray</li> <li>▪ Ladder Tray</li> <li>▪ Cable Management</li> <li>▪ J-Hooks</li> <li>▪ Tools/Testing</li> <li>▪ Labeling</li> <li>▪ Floor Boxes</li> </ul>	<ul style="list-style-type: none"> <li>▪ Lighting</li> <li>▪ Entertainment</li> <li>▪ Security</li> <li>▪ Temperature Control</li> <li>▪ Remote Access</li> </ul>





# Stoneway Integrated Supply

## Stoneway Stockroom

Stoneway has been a pioneer of inventory management for over 40 years. Our expertise can assist you with MRO stockroom management, raw material in an OEM environment, labor solutions, mobile inventory solutions and warehouse logistics.

## Stockroom Features

- Integrated bar-code scanner enables quick product entry and ordering
- Optional Bluetooth scanner facilitates entry
- Cycle counting tracks and updates on-hand quantities
- Supports Stoneway's Consignment Billing and auto-transfer processes
- Work online or off-line during inventory counts and ordering
- Manage multiple orders simultaneously

## With Stoneway Stockroom, You will find:

- Increased order accuracy through barcode scanning
- Increased productivity by streamlining the order process
- Reduced excess inventory through inventory management
- Lower operational costs by offloading commodity purchasing, freeing up time to focus on high-level procurement



*\*Managed Inventory and Inventory Usage can be implemented with Customer-owned Inventory or Consigned Inventory*

Contact Stoneway  
for more information on:

- Stoneway Stockroom
- Logistics
- Warehouse Labor
- Mobile Inventory Solutions



### 3M™ Hard Hat 70 Lumen Task Light

- Lightweight
- 70 Lumens
- IPX-4 Water resistant
- 4 modes
- LED
- 3 AAA batteries included
- Comes with 3M™ Dual Lock fasteners eliminating the need for a headband that could interfere with earmuffs and other attachments



### 3M™ Fire Barrier Blocks, Plugs and Planks

- Fire protection for large rectangular protection and small circular openings
- Plugs: No tools, Insert plug and done, Two sizes available: 2" and 4" diameter plugs
- Blocks and Planks: No wire mesh. Stack, Seal, and Done
- Tested to meet ASTM E814. Used for openings as large as 36"x36" and can be trimmed on the spot

### 3M™ Comfort Grip and 3M™ Gripping Material Work Gloves

- 3M™ COMFORT GRIP GENERAL USE GLOVES: Provide excellent grip, even in wet or oily conditions
- 3M™ COMFORT GRIP WINTER GLOVES: The comfort and dexterity of 3M General Use Gloves, but with added warmth for cold weather applications
- 3M™ COMFORT GRIP CUT RESISTANT GLOVES: The same features and comfort as the 3M General Use Gloves with even greater cut, puncture and tear resistance
- 3M™ GRIPPING MATERIAL WORK GLOVES: Comprised of thousands of micro fingers to provide excellent grip, even in dirty, wet or oily conditions



### 3M™ Performance Plus™ Wire Connectors

- Three connectors replace eight standard connectors: Saves time on the job and reduces inventory, offering a broad wire taking range and requiring fewer sizes to get the job done
- Flexible skirt: Covers overstripped wires, providing increased protection
- UL listed: 600V for building wire and 1000V for signs, fixtures or luminaires



### 3M™ DT series Duct Tape

- This trio can handle the full range of duct tape strengths needed to tackle any job
- Multilingual, individually wrapped rolls are color-coded by performance level, and hand tearable for ease of use
- 3M™ All Purpose Duct Tape DT 8 Holds to smooth metal, glass, plastic, sealed concrete and more. 8 mil thickness
- 3M™ Heavy Duty Duct Tape DT 11 The go-to tape for holding, seaming, sealing, repairing and packaging. Ideal for sticking to plastic. 11 mil thickness
- 3M™ Super Duty Duct Tape DT 17 Super thick for super tough jobs including repairing, seaming, and protecting metal parts and surfaces. 17 mil thickness



### 3M™ Terminal Kits

- 3M™ Scotchlok™ Heat Shrink Terminal Kit (SHSTK-1): 120 assorted pieces; A selection of our premier line of terminals, connectors and disconnects offering moisture protection, corrosion resistance and durability
- 3M™ Highland™ Terminal Kit (HTK-1): 180 assorted pieces; A selection of our most popular vinyl insulated ring, fork, butt splice and disconnect terminals
- UL Listed and CSA Certified



### 3M™ Scotch® Rubber Splicing Tape 130C and 23

- Insulate bus bars, motor leads and electrical connections up to 69 kV
- Self-fusing material helps weatherproof and moisture seal low- and medium- voltage connections
- Available with liner for a cleaner installation and without liner for faster installation

### 3M™ Cable Ties

- 3M™ Cable Ties are designed to secure wire bundles and harness components quickly, without slipping
- Featuring a self-locking head, most are designed to handle temperatures from -40°F (-40°C) to 185°F (85°C)
- Majority are made in the USA



### 3M™ Heat Shrink Tubing

- Full thin wall and heavy wall product line
- From a manufacturer known for high quality insulation materials and tapes
- Made in USA



### 3M™ SecureFit™ Protective Eyewear(200 and 400 Series)

- The 400 Series features 3M™ Pressure Diffusion Temple Technology, soft adjustable nose pads, dual-injected temples and foam gasket
- Removable foam-lined gasket helps keep debris out of your eyes while providing comfort and cushioning
- With the 200 Series feel the difference as soon as you put them on. Temples automatically self-adjust to provide a secure, comfortable fit each time.
- Contemporary and lightweight, weighs less than 1 ounce



**nLight® AIR Controls**

- Easier installation with fixture embedded smart sensor
- Wireless battery-powered wall switch with 10 year life expectancy
- Up to 30% additional energy savings with occupancy and daylight sensing
- Industry leading 5-tier wireless security architecture



**nPODM Series WallPods from nLight®**

- Communicates with nLight® Network
- Remotely configurable and upgradeable
- Traditional Tactile Feel
- Green LED per Button
- Available in 1, 2, or 4 Channel On/Off
- Offered in 1 or 2 Channel Dimming Control



**Wireless Dual Technology Sensor**

- Wireless sensor operation with up to 10-year battery life
- RDT™ Wireless (902 MHz) compliant
- 100% digital PIR detection and optional dual technology (PIR / Microphonics™) detection
- Compatible with LED, electronic & magnetic ballasts, CFL and incandescent loads
- Simple push-button pairing

**Haleon Sensor from Sensor Switch®**

- Sensor that provides remote programmability via Bluetooth® technology using the free VLP downloadable smartphone app
- Allows customers to customize occupancy detection, dimming, and daylight harvesting at the fixture level from their warehouse floor
- Available with both high-mount and high-mount aisleway detection options that can be mounted up to 40-feet for the most reliable detection
- Compatible control to be integrated into the I-BEAM® IBG LED High Bay



**nPP16 Series Family Power Packs by nLight®**

- Communicates with nLight(R) Network
- Remotely configurable and upgradeable-Push-button programmable-Configurable relay logic-Provides System Power
- Self-contained relay switches line voltage load-Plenum Rated

**Push-Button SwitchPod (sPODM) by Sensor Switch®**

- Bi-level lighting control that meet strict energy and building codes without having to source special sensors or power packs
- Enables Standard Occupancy Sensors to be used for Manual On Operation
- Alternative Usage as Override Switch for Auto-On Applications
- Single Gang Decorator Style with either 1 or 2 On/Off Switches



**0-10V Dimmer & Occupancy Sensor (WSX D) by Sensor Switch®**

- 0 - 10V Dimming
- Occupancy sensing
- Integrated photocontrol
- eldoLED compatibility for advanced dimming control reliable
- Performance digital passive infrared detection
- Passive Dual Technology (PDT) with Microphonics™



**Standard Range 360° Sensor (CM PDT 9) by Sensor Switch®**

- Dual Technology (PDT) utilizes PIR/ Microphonics detection (patented)
- 360° Coverage pattern
- Push-button programmable
- Adjustable time delays
- No field calibration or sensitivity adjustments required
- 100 Hr. Lamp burn-in timer
- Ideal for open area office lighting control



**SPODMRD Dimming Switchpod by Sensor Switch®**

- Line voltage, Push-button Dimming Switchpod Series
- Patent pending wiring methods enabled to function with or without neutral connection
- Pre-configured for wiring without a neutral. Able to convert in seconds if connection to a neutral is required by code.
- 0-10V Dimming Miswire Protection Convertible Neutral to Ground Wiring Compatible with Acuity Brands® Luminaires



**Fixture Mount Sensor (LSXR) by Sensor Switch®**

- Four interchangeable lenses - high mount 360°, low mount 360°, high mount aisle way, and small motion 360°
- Integrated mounting bracket drops lens down 3" from chase nipple - no bracket accessory required
- 100% passive infrared (PIR) detection







**Snap on Snap2It® Connectors-Perfect for MC-PCS Cable (4010AST, 5010AST, 505010AST, 4110ST, 414110ST)**

- Easiest to insert snap-on connectors
- Handles widest variety of cables - including new MC-PCS cable with lighting and low voltage circuits in same cable
- Snap2It connectors save at least 17 seconds per connector



**Steel TV BOX™**

- Recessed power/low voltage combo boxes deliver flush to the wall mounting of flat screen TVs
- For use with metal raceways in new or retrofit work
- Plugs, connectors stay inside box without extending past the wall
- Two-, three- and four-gang (TVBS505, TVBS507, TVBS613)
- c UL us Listed



**IN/OUT BOX™ Adjustable Plastic Outlet Box**

- Set for 1/2" wall thickness - Adjusts up to 1 1/2"
- Ideal for use when final wall thickness is unknown
- No set back boxes - Depth adjustment screw is always accessible
- Secure mounting on wood or steel studs in new construction
- Single gang, two-, three-, four-gang styles (FA101-FA104)
- UL/CSA Listed



**RAINBOX™ Non-Metallic Fan/Fixture Box For Outdoor Use**

- Raintight Listed assembly for wet or damp areas like pool screen enclosures or open porches
- Saves time - no field revisions
- Completely sealed installation - no exposed wiring
- 21.8 cu. inch box handles canopies up to 7" diameter, and fans/fixtures up to 70 lbs
- UL/CSA Listed



**Two-gang Box Extender with Larger Flange**

- Extend set back electrical boxes up to 1 1/2 inches
- Larger flange covers miscut openings, fits midi and maxi plates - trimmable for use with standard plates
- Cost the same as Arlington's 'regular' flange box extenders
- 2-hour fire rating
- Single and two-gang (BE1X, BE2X)
- UL/CSA Listed



**Adjustable Floor Boxes (FLBA and FLBAR101)**

- Flush-to-the-floor receptacle installations
- Adjustable to finished floor height up to 2"
- Designed for new or retrofit work
- Non-metallic box with non-metallic or metal covers
- Threaded plugs or flip lids to protect unused box



**ONE BOX™ Plastic Outlet Box**

- For new work or retrofit
- Secure mounting to wood or steel studs - No wobble
- 2-hour fire rating
- Single gang, two-, three-, four-gang styles (F101-F104)
- UL Listed



**Steel Pan Box for Fan/Fixture Installation (FBR540712R)**

- Adjustable mounting bracket allows positioning of box anywhere along bracket
- Fits between wood I-joists or rafters set 12" on center in retrofit work
- One piece design, captive installation screws
- UL rated: 35 lb fan, 50 lb fixture

**Liquid-tight, Concrete-tight Fittings for MC Jacketed Cable**

- One fitting fits multiple MC jacketed cable sizes
- Reduces inventory - saves the cost of stocking several different fittings
- Ideal for parking decks and high rise residential construction
- Three sizes (LTMC50, LTMC507, LTMC75)
- UL Listed



**Grounding Bridge**

- Provides reliable intersystem bonding between power and communication system
- Four termination points for multiple hookups of telephone, cable, satellite
- Zinc and bronze, with or without conduit adapter
- Meets 2014 NEC ground requirements
- Use indoors or outside
- Easy access for inspections



## ZR Troffer Portfolio

- One-for-one replacement of existing fluorescent troffers
- Input power: 25 to 45 watts
- 3200 to 5000 lumen options



Available in 1x4, 2x2 & 2x4 options

## ZR-C Commercial Series

- Efficacy of 125 LPW
- 80 CRI
- DLC Premium 4.1
- 5-Year limited warranty
- Most important for application: Value for Performance

## ZR-RK Series Retrofit Kit

- Efficacy of up to 132 LPW
- 80 CRI
- DLC Premium 4.1
- 5-Year limited warranty
- Most important for application: Ease of Install



Integrated Sensors



OneButton™ Setup



Wireless Communication



## So Simple, It Just Works

### Cree SmartCast® Technology

- Cree luminaires and dimmers enabled with SmartCast® Technology deliver essential lighting intelligence without the complex design, installation and setup of today's lighting systems.



## LED Lamp Portfolio and DR Series LED Downlights

- Lamps replace A19, A21, Candelabra E12, BR30, BR40, PAR20, PAR30 Long & Short, PAR38, R20
- DR Series replaces 50-Watt, 65-Watt, or 100-Watt incandescent
- CCT: 2700K, 3000K (lamps only) or 5000K
- 85-90 CRI
- 5-year limited warranty
- Dimmable, no buzz, no hum

## KBL Series - LED High-Bay/Low-Bay

- Replaces 250W and 400W HID luminaires and multi-lamp fluorescent low-bay and high-bay fixtures
- 18,000 and 24,000 nominal lumens
- Efficacy Up to 150 LPW
- CRI: 70, 80+ CRI, CCT: 3000K, 3500K, 4000K, 5000K
- Low-profile, lightweight design >14 lbs
- 10-year limited warranty



## LS Series - LED Surface Ambient Luminaire

- Replaces linear fluorescent lamp systems, strips, wraps and more
- Input power: 44 or 88 watts
- 90+ CRI, Utilizes Cree TrueWhite® Technology
- CCT: 3500K, 4000K or 5000K; 0-10V dimming to 5%
- 2500, 4000 and 5000 lumens for 4' size; 8000 and 10,000 lumens for 8' size
- Solid and apertured (6% uplight) reflectors available



Suspended mount with optional reflectors

## IG Series - LED Parking Structure Luminaire

- Replaces metal halide fixtures
- Input power : 33 or 66 watts
- Efficacy: 118 or 114 LPW
- Minimum 80 CRI
- CCT: 4000K
- 3910 or 7500 lumens



## RSW Series - LED Street Luminaire

- Replaces 70-100W HPS (small) and 150W HPS (medium)
- Input power: 30-93 watts
- 3,300 to 5,000 lumens
- Efficacy up to 127 LPW
- 70 or 80 CRI option
- CCT: 2700K to 5000K
- 10-year limited warranty



## RUL Series - LED Rural Utility Luminaire

- Replaces high pressure sodium 100W and mercury vapor 175W fixtures
- Input power: 50 watts
- Minimum 70 CRI
- CCT: 4000K
- UL wet listed
- 10-year limited warranty
- Significant energy and maintenance savings



RUL luminaire shown with reflector/refractor included with ES-K2 option



# B-Line series

### 4Dimension™ Strut System

- Multi-sided functionality
- Up to 50% reduction in installation time for trapeze applications
- Up to 50% reduction in material cost in many applications
- Ideal for new and retrofit applications
- Functional replacement for back to back strut system, with considerable cost and material savings

### Seismic Engineering Solutions

- Eaton can provide assistance in the layout and design of your system to comply with seismic requirements of all building codes
- Our Seismic department can help you in every step of the process
- Project take-offs
- Job-site support
- For a quote, contact [SeismicQuotes@Eaton.com](mailto:SeismicQuotes@Eaton.com)

### CoSPEC Specifier Center

- Packed with features like the new CAD/BIM/PDMS/Submittal catalog which offers the ability to select and view B-Line series products in 2D and 3D
- Download design content in one of nearly 100 different CAD, BIM, PDMS, and graphics formats
- Select - Pick products you need to download to the unit level

### KwikSplice™ Cable Tray System

- Light-weight, cost effective, aluminum design
- Patent pending splice retention groove minimizes splicing hardware up to 50%
- Stocked in multiple locations across US and Canada.
- Universal Fitting has ability to make a horizontal bend, tee, or cross

### BB8 Series Bracket

- Cable containment bracket (BBCC) and floor stand (BBFS)
- Rapid Ring Self Adjusting Pre-Fab Ring speeds installation
- Helps take the guesswork out of installation by utilizing a pre-measured floor stand
- Compatible with 1-Gang and 2 -Gang Rapid Ring™ Self-Adjusting Pre-Fab Ring

### Telescoping Box Mounting Bracket

- Increased rigidity through center groove design
- For 1½" and 2½" box depths only two screws required to mount to stud
- Flange ends can be cut and bent to mount multi-gang, 5" square, masonry, and speaker/strobe boxes
- Tool-less box mounting clip attaches electrical box to bracket without hardware

### BB70/ BB70E

- Interlocking wrap-around design provides extra rigidity
- Adjustable for varying stud depths from 2½" to 6"
- Supports most U.S. and Canadian, standard 1-gang and 2-gang boxes and/or plaster rings on either side of the stud
- Integral mounting tabs to attach plaster ring

### TrayCAD™ Cable Tray Software

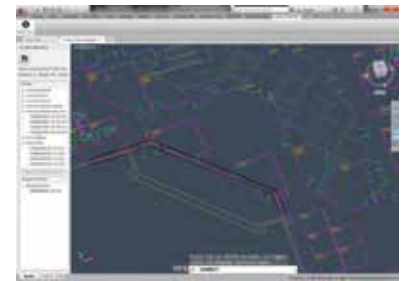
- Utilizes accurate 3D models of B-Line series cable tray components
- Quickly construct a cable tray system in seconds
- Develop a full cable tray bill of materials (BOM)
- Easily export BOM to spreadsheet format
- Compatible with the latest versions of AutoCAD® (2014 and 2015)

### BB7-16/24

- Unique design that allows for modification to fit non-standard stud centers
- Supports most standard U.S. boxes and plaster rings
- Multi-gang electrical boxes
- Compatible with Rapid Ring™ self-adjusting pre-fab ring and adjustable plaster rings

### Large Enclosures

- Broad range of NEMA 12, 4 and 4X enclosures
- Sizes range from 54"Hx24"Wx8"D to 90"Hx198"Wx36"D
- Single, double and multi-door options in multiple finishes
- Floor- and free-standing ground mount options
- Welded body and disconnect options,
- Full line of accessories
- UL Listed for U.S. and Canada to UL508 and CSA C22.2 standards





### Carbide Cutters

- Complete solutions for ½-2" conduit; ⅝" to 3" hole sizes
- Fast, accurate holes in stainless steel, mild steel, iron, copper, brass, aluminum, fiberglass and plastic sheet
- Longer tool life, less friction, torque and heat
- Split point cobalt-steel pilot drill eliminates walking and penetrates quickly
- Available in quick change and single piece design in individual sizes and various kits



### Cable Stripping

- No matter what type of material or cable you are stripping, Greenlee has the product for you
- C3 AutoWhip MC cable cutter for cutting and notching ends on AC (BX), MC & FMC cable ½-1" OD for aluminum or steel. Fully automated and programmable system to feed in cable set length and tail measurements all through a touch screen interface or USB upload
- Greenlee offers a variety of options to strip all types of cable from THHN to Semi-Con - G2090, Saber™ Cable Strippers, P2095/P2096



### Step Bits

- Made in USA
- Unique split-tip design penetrates through steel faster
- Resists walking or skidding, even on round surfaces
- Balanced, "double-flute" construction requires less pressure, does the work for you
- Available for use in Mild steel and Cobalt version for stainless steel applications



### Drill Taps

- Complete hole drilling, tapping and deburring/countersinking in one operation with power drill saves labor and time
- Back tapered beyond tap to prevent thread damage from over-drilling
- Taps holes up to 4x faster than traditional methods
- Available in individual sizes and new longer lengths for ½" material



### Bi-Metal Hole Saws (830)

- Made in USA with global components
- Cut through steel, tin, aluminum, fiberglass, wood and plastic
- Deep 1 ⅝" cutting depth allows for cutting through 2x4" wood studs
- Extra-tough bi-metal blade made from highest grade of tool steel
- Available in various individual and kit sizes

### Intelli-PUNCH™ Knockout Driver

- Auto-Retract Technology: detects punch completion and automatically retracts the ram, preventing damage to knockout parts
- 360° rotating head punches at any angle
- Powerful 11-Ton punching force: Punch up to 6" in 14 GA mild steel or 4" in 10 GA stainless steel
- Compatible with all Greenlee knockouts designed for use with a hydraulic tool



### Bending and Pulling Solutions

- Wide range of products to meet the demands for the pulling and bending categories
- Save time and increase your efficiency and safety with 2,000lbs to 10,000lbs pulling capacity options
- Trusted as the industry standard for bending with equipment from hand benders, electric benders, PVC heaters/blankets, accessories, and hydraulic benders for up to 5" conduit



### Next Generation Gator®

#### Battery Tools

- Crimping tools available in 4 & 6-ton inline as well as 6, 12 & 15-ton pistol grip versions
- All crimpers are UL certified with use of key lug manufacturers (see product literature for complete listing)
- New features include Bluetooth® technology and LED display to show real-time communication details of battery charge, pressure level, and cycle information



#### Knockouts

- Greenlee offers the widest range of fast, reliable knockouts for mild and stainless steel applications. Whether you are using a battery-powered tool, manual or hydraulic driver, Greenlee has the right product for the application to punch holes up to 6" in mild steel and 4" in stainless steel. Specialty application punches are also available. All Made in the USA.



### Storage and Material Handling:

- From small chests to large field offices, we offer solutions built as tough as the trade for any job
- Material handling options from wire/cable carts, pipe racks, rope stands to our newly designed Workhorse bending and threading workstation
- Made in the USA





### TKO™ Carbide Tipped Hole Cutters

- Replaces traditional knockout systems
- Quickly and efficiently cuts clean holes on sheet metal and stainless steel
- Exclusive SmoothStart™ starter bit
- Integrated arbor, starter bit and overdrill flange
- Time, labor and cost savings
- Individual sizes range from 3/4" to 4 1/2". 4-piece and 6-piece kits available



### Drill Tap

- Drill, tap and deburr in single operation saves time.
- High performance 3-flute design split point smooth starter tips
- Hardened Tapping Edges
- Deburring cutting edges
- Available in a kit or individual sizes



### SureTrace™ Circuit Tracers

- Identifies breakers and circuits with CertainCircuit™ detection
- Traces wires and pinpoints opens and shorts
- Audible and visual signal strength detection
- Works on energized, de-energized, open and closed circuits 0-600V AC/DC
- 4-sensitivity levels for accurate tracing



### New Feed-Thru Modular Plugs and FT-45™ Tool

- RJ-45 Cat5E and Cat6 Feed Through Connectors
- Align Wires and Insert through connector
- Verify wire order
- FT-45 crimps and cuts flush in one step
- Simple and easy. No wasted labor. No wasted materials. No sleds or liners.



### Modular Jacks and Wall Plates

- MOD JACKS**
- Cat6, Cat5E and Cat3 Voice Modular Jacks Available
  - 110 IDC style connection
  - Accepts 8 and 6 position connectors
- WALL Plates**
- Keystone Faceplates
  - Available in single gang, 0,1,2,3,4,6 port configurations
  - Standard Mid Size 2.75"x4.75"



### TightSight™ Clamp Meters

- Exclusive TightSight second display
- 1000A and 660A AC/DC voltage.
- DC current available on select models
- True RMS current and voltage
- Backlit display with low battery indicator
- Includes leads and protective carry pouch



### Made In USA Hand Tools

- Made in USA quality - Made right. Made right here.
- American steel forged in Colorado Springs, Co
- Dipped grip, SmartGrip™ and Insulated 1000V rated models
- Screwdrivers, wrenches, benders, pliers and more



### Wire Termination, Grounding and In-Sure® Push-In Connectors

- IDEAL is the leading force in wire termination technology
- Twist-On, Push-In, and crimp-style connectors
- Terminals, Street Light Kits, and grounding products
- Proven product performance and ingenuity



### Adjustable Torque Screwdriver

- Adjustable torque from 0-36 in.lbs
- Dual metric and imperial scale with bi-directional accuracy
- Simple torque adjustment
- Used for assembly and maintenance applications



### National Championships & Training Seminars

- Programs designed to increase floor traffic, sales and profit
- IDEAL National Championships Events
- Merchandising Training
- Datacom - Cut, Strip, Terminate & Test Training
- Lockout Tagout Certification Training
- Branch Circuit Training and more.





### Junos® Retrofit LED Basics Series™ Downlights

- Simple, economic way to upgrade nearly any existing 4", 5" and 6" recessed fixture to energy-efficient LED downlight
- Up to 700 lumens at 10-watts input, or up to over 1,000 lumens from 13.5-watts with 90 CRI minimum
- Available in 2700 K, 3000 K or 3500 K
- Provides up to 85% lighting energy savings
- ENERGY STAR® Qualified



### Junos® 2" LED Downlights and Adjustables

- Produces over 600 or 1,000 lumens of brilliant white light, consuming as little as 10W
- Very low-profile for flexible range of applications
- Round and square apertures with a wide range of trim styles/finishes
- Approved for insulated or non-insulated ceilings
- ENERGY STAR® Qualified

### Junos® Commercial LED (JCLR Series) Retrofit Kit

- All-in-one design - Everything you need to upgrade your existing fixture all in one box
- Lumen Options - Choice of four packages producing up to 2400 lumens typical at 27.5W
- Available in 2700 K, 3000 K, 3500 K or 4000 K LED; 80 CRI min (1800 & 2400 lumen) or 90 CRI minimum (1500 & 2000 lumen)
- ENERGY STAR® Qualified



### Junos® SlimForm™ LED Surface Mount Downlights

- Ultra-Slim ½"H x 1"W profile
- 50,000 hour service life
- Up to 414 lumens per foot and 83 lumens per watt
- Even LED spacing with no dark spots between fixtures
- Available in 4000 K or 5000 K with 80 CRI minimum or high 90 CRI minimum 3000 K
- ENERGY STAR® Qualified



### Junos® Retrofit LED Downlight (J6RL) Trim Modules

- Available with choice of integral 600 lumens 11.4W or 900 lumens 14.5W nominal light engine
- Replaces up to 65W BR30 incandescent (600 lumen option) or 75W PAR30 lamp (900 lumen option)
- Designed for use in IC or non-IC construction
- ENERGY STAR® Qualified

### Trac-Master™ Conix® II LED (T261L) Trac Head

- Small and compact, this elegant little fixture requires only 11 watts to produce up to 1,100 lumens
- Performance even surpasses 20W MR16 CMH while providing more than four-times additional rated life
- Produces highly consistent light in 2700 K, 3000 K, 3500 K, and 4000 K
- CRI choices include 80 CRI minimum, 90 CRI minimum or SpectralWhite
- ENERGY STAR® Qualified



### Trac-Lites™ (R605L) LED Fixtures

- Available in 2700 K, 3000 K, 3500 K or 4000 K at 80+ or 90+ CRI
- Consumes only 10.5W, these track fixtures are highly efficient providing up to 100 lumens per watt
- Available in spot, narrow flood, flood, or wide flood beam distributions
- Interchangeable, precision-molded custom TIR optic assemblies
- Offered in black, bronze, silver or white finishes



### Junos® Undercabinet Solo-Task LED Lighting

- Available in recessed and surface mount options
- Produces over 280 lumens
- Thin ⅝"H x 2½"W profile
- Offered in white, brushed bronze, satin nickel and black finishes
- Consumes 3.8-watts - less than one-fifth the energy of equivalent halogen or xenon light sources and generate significantly less heat
- UL and cUL Listed



### FlexConnect™ Architectural Linear LED Lighting System

- Easy to bend, shape and cut in the field for unrivaled application flexibility
- Produces up to 450 lumens per foot of brilliant white light
- Available in 2200 K, 2700 K, 3000 K, 3500 K and 4000 K with standard CRI of 80 minimum and CRI of 95 available
- Linear runs from 1-foot to 40-feet in length are possible with no voltage drop, ensuring even illumination



### Junos® Pro-Series SoftTask™ LED Undercabinet Lighting

- Duplicates the light level of fluorescent undercabinet lighting while consuming only 45% of the energy
- Utilizes warm-white 3000 K LEDs tightly binned to within a 3-step MacAdam Ellipse for industry-leading color consistency, 90 CRI minimum
- Available in 22", 30" and 40" fixture sizes with Passive Infrared (PIR) Occupancy Sensor
- ENERGY STAR® Qualified





**Heavy-Duty Wire Stripper**

- The durability of pliers with the sharpness and precision of a wire stripper
- Wire cutting, stripping, twisting and bolt shearing in one tool
- 4X stronger than traditional wire strippers
- Strips 10-18 AWG solid and 12-20 AWG stranded wire



**Heavy-Duty Diagonal-Cutting Pliers**

- Extra-long cutting blades provide 57% more cutting surface for greater cutting ability
- Thicker forging for longer tool life
- 2000 series heavy-duty cutting knives cut ACSR, screws, nails and most hardened wire

**Non-Contact Voltage Tester w/Infrared Thermometer**

- Detects AC voltage from 12 to 1000V with visual and audible indicators
- IR thermometer with user selectable °F / °C from -20 to 482°F (-30 to 250°C)
- Laser pointer helps target 4:1 distance to spot ratio for IR temperature



**Cable Skinning Utility Knife w/Replaceable Blade**

- Heavy-duty 440A Stainless Steel sheepfoot blade is easily replaced eliminating the need for sharpening
- Handle has rubberized grip and release lever for lockback mechanism
- Replaceable blade is held securely by a captive screw
- Thumb stud for easy opening and pocket clip to keep knife readily available



**Magnetizer/Demagnetizer**

- Single swipe operation magnetizes and demagnetizes using powerful rare-earth magnets
- Fits most screwdrivers including precision screwdrivers, 1/4 Slotted, #2 Phillips and #3 Phillips
- No batteries required



**Digital Clamp Meter AC Auto-Ranging 600A**

- Automatically ranging true mean squared (TRMS) technology for increased accuracy
- Clamp measures AC current
- Test leads measure AC/DC voltage, resistance, continuity and tests diodes
- CAT IV 600V, CAT III 1000V, Class 2, Double insulation safety rating
- Built to withstand a 6.6' (2 m) drop
- Includes carrying pouch, test leads and batteries



**Open Jaw Cable Cutter**

- Reduced hand force for easier cutting
- Patented two-step ratchet mechanism requires fewer strokes per cut
- Cuts up to 600 MCM Copper and 750 MCM Aluminum
- Quick release lever allows removal of the cable before completion of cut



**Multi-Bit Screwdriver with Storage 15 Pc**

- Multi-bit driver includes 14 different screwdriver tips plus a 1/4" nut driver
- Internal storage for screwdriver bits
- Cushion-Grip Handle for maximum torque and comfort



**Self-Leveling Cross-Line Laser Level with Plumb Spot**

- Self-leveling, easy-to-read horizontal and vertical laser lines
- Plumb spot lasers to pinpoint overhead locations
- Integrated magnetic 360° mounting bracket with 1/4" and 5/8" tripod mounting threads
- IP54: water and dust resistant
- Hard plastic carrying case included



**1/8" Wide Steel Fish Tape 240 ft**

- Stiff, high strength steel is great for long runs and heavy duty wire pulls
- Laser etched markings in 1' increments for more accurate measurement of the depth of conduit runs and the amount of tape left to pay out
- Raised fingergrrips transfer 100% of the winding power from your hand and fingers



### EPANL Series Fully-Luminous LED Flat Panel

- Shallow depth 0.64" panel, 2.19" height including the driver box
- Lumen packages: 3400L - 2' x 2', 4000L - 1' x 4' and 2' x 4'
- MVOLT 120-277V standard
- Dimming to 10% with a 0-10V driver
- Long-life LEDs maintain 70% of their lumen output at 60,000 hours
- Some configurations are DLC Premium qualified products

### BLT Series Luminaire and BLTR LED Relight Assembly with Power Sentry® Emergency Backup Drivers

- Available in 1'x4', 2'x2' and 2'x 4' sizes
- Parabolics for energy savings of up to 60%
- Installs in less than 4 minutes from the room side—no need to access plenum
- Dimming to 10% with a 0-10V driver
- PS1055LCP and PS1555LCP Power Sentry® drivers are UL Listed for universal field install
- Some configurations are DLC Premium qualified products

### LED Speaker Recessed Downlight (6SL) with Integrated Bluetooth® Speaker

- Available in 2700 K, 3000 K and 4000 K in 90CRI standard
- Fits in standard 6" apertures and recessed cans
- Speaker wirelessly connects to most Bluetooth-enabled devices
- Wirelessly pair up to 8 speaker downlights
- Wet location listed
- TRIAC dimmable to 10%

### Wafer™ LED Recessed Downlighting

- No housing needed
- Offered in 3" Round, 4" and 6" in Round and Square
- IC rated - safe to install in direct contact with insulation
- Edge-lit LED technology provides even illumination
- Available in 2700 K, 3000 K, 3500 K, 4000 K, and 5000 K color temperatures
- Dimmable to 10%
- Wet location listed
- ENERGY STAR® Qualified

### XVML Vaportight

- Available in 3500 & 5000 lumens packages in 4000 K & 5000 K
- Multiple mounting options (surface, angle, junction box, chain/wire suspended)
- Easy-to-install, tool-less access
- IP66 Rating; Wet-Location Listed
- Polycarbonate frosted lens
- Some configurations are DLC Standard qualified products

### I-BEAM® IBG LED High Bay

- Replaces up to 1000W HID
- Energy savings up to 65% when compared to fluorescent and HID
- Available in 8,000 to 60,000 lumens
- Offered in 2' and 4' with general, wide, narrow and focus distributions
- Available in 3000 K, 3500 K, 4000 K and 5000 K
- Some configurations are DLC Standard and DLC Premium qualified products
- Compatible with Haleon Sensor with Bluetooth® from Sensor Switch® controls

### JCBL LED High Bay

- One-for-one replacement for existing HID fixtures to maintain traditional look of space
- Replaces up to 400W HID and 4- or 6-lamp T5HO luminaires
- 57% more energy efficiency over comparable HID fixtures
- Lumen outputs: 18,000 at 162W or 24,000 at 200W
- Rated for damp locations and features an IP65 rated optical enclosure
- Some configurations are DLC Standard qualified products

### LED Contractor Dual Strip Light (CDS)

- Available in 2,200 (2'), 4,200 (4') or 9,000 (8') lumens
- Up to 120 LPW
- Offered in 2', 4' and 8' lengths
- Available in 3500 K, 4000 K & 5000 K
- Continuous-row mounting
- End-to-end illumination with no pixelation
- 35°C Ambient Rating
- Some configurations are DLC Standard qualified products

### MRSL LED Strip Retrofit Kit

- Permanent retrofit solution that will withstand the test of time
- Replaces T8 and T12 strips while saving up to 40% in energy costs
- Lumen packages ranging from 1,500-10,000 and available in 4' and 8' configurations
- Quick and easy installation
- Mounted to traditional channels that are 2.75" to 5" in width
- Integrated sensor and battery pack
- Some configurations are DLC Standard qualified products

### CLX LED Linear Strip Light Series

- Available in 1,500 to 20,000 lumens
- Standard and High Efficacy options, up to 160+ LPW
- Available in 2', 3', 4', and 8' lengths
- Continuous-row mounting
- End-to-end illumination with no pixelation
- Smooth, clean housing with diffuse lenses offered in flat, round and wide options
- 40°C rating standard; 50°C option
- Some configurations are DLC Standard qualified products





**P&S PlugTail<sup>®</sup> Devices**

- Total installed cost is 30% less on commercial projects
- Perfect for pre-fab operations
- Fewer switch and receptacle mis-wiring call backs
- PlugTail circuit tester and lighting jumper adds functionality
- Switch, Sensor, Receptacle, GFCI, USB, and TVSS options



**The radiant<sup>®</sup> Collection**

- More style and function with P&S's radiant<sup>®</sup> collection
- Consistent form, fit and function across electrical, lighting and On-Q lines
- Clean, modern profile line of screwless wall plates
- Black shutters on all tamper-resistant devices
- Homeowners prefer radiant<sup>®</sup> to standard devices



**Flexcor<sup>®</sup> Strain Relief**

- Wide range of stainless and nylon mesh grips
- Aluminum, Stainless, and Nylon fittings
- Straight, 90 and 45 degree
- Cord and liquid-tight designs
- Support and pulling grips



**USB Charging Receptacles**

- Now available with USB A and C charging ports
- Charge multiple USB-powered devices at the same time
- Available in Fed Spec and Hospital Grade versions
- Chargers available with single receptacle, duplex receptacle, 3-way switch, and four charging ports.



**Stainless Steel Disconnects**

- Flat or sloped top design
- 316 stainless steel as standard
- IP69K Rated for high temp and high pressure
- Up to 3 sets of auxiliary contacts
- 3/4" Standoff feet




**Dual-Function AFCI/GFCI Receptacles**

- Self-Test GFCI technology paired with Arc Fault Protection
- Federal Specification WC596 Listed
- Two trip indicator lights for easy identification and reset
- Protects from parallel and series Arc Faults
- Patented SafeLock<sup>®</sup> protection disconnects power to the receptacle if critical components are damaged



**Outdoor Ground Box**

- Bring power safely to outdoor areas
- Nema 6P, IP68 While in use rated
- Multiple Colors
- Gangable design allows data or AV in same location



**USB and GFCI Plugmold**

- 2.4A USB Type A receptacles provide a fast charge
- Multiple versions: GFCI, All USB, Alternating USB and Power, and USB with power
- Backsplash tile work remains clean and uncut
- Patented tamper-resistant shutter system
- Available in 3', 5' and 6' versions
- Black, gray, ivory, white, anodized aluminum and stainless steel



**OFR Raceway**

- Bring power, communications and A/V connectivity anywhere
- ADA compliant
- Very few SKU's
- Ideal for retrofit conference rooms
- Easy to Install, mounts directly to the floor covering, whether it's wood, tile, or carpet



**Evolution Poke-Thrus**

- New 4" size expands the family to 4", 6", 8", and 10"
- Available pre-wired for faster installation
- New & Improved Cover Design
- ADA Compliant and UL 2hr Fire Rated
- Power, communications & A/V compatibility



**Plug-In Outlet Centers**

- Hospital/medical grade
- Data cabinets and racks
- Rugged industrial versions
- Workstation units
- Furniture installed designs



**PVC Floor Boxes**

- Round (881) or rectangle designs (880MP)
- Ratchet-Pro™ Cover System works with uneven concrete
- Models with 2" KO's available
- Graduated cubic inch marking on inside of box
- Complete line of brass, brushed aluminum, and polycarbonate covers





### Dual Function AFCI/GFCI Receptacle

- Meets the latest UL standard for auto-monitoring (self-test); periodically conducts an automatic internal test to confirm that GFCI protected power is available
- Trip threshold meets or exceeds UL requirements for tripping time on ground faults and on both series and parallel arcs for optimal safety
- Patented Lockout Action prevents reset if the device is damaged



### Heavy-Duty Industrial Specification and Hospital Grade Receptacles

- Body and face made of impact-resistant advanced engineering polymer for extreme durability
- Meet all UL, CSA, and Fed Spec requirements
- External wiring clamps allow for back or side wiring, and provide visual verification of termination and a faster, easier installation



### Marked Controlled Receptacles

- Can be used to comply with NEC Article 406.3(E), CA Title 24 & ASHRAE Energy Efficiency Standard 90.1
- Decora Plus™, Standard Duplex and Lev-Lok® options available
- Marked with a specific symbol and the word "CONTROLLED" on the receptacle



### USB Charger/Duplex Tamper-Resistant Receptacles

- Smart chip recognizes and optimizes the charging requirements of individual devices
- Combined total of 5.1A of charging power
- Type-C port is compatible with the newest devices

### Powerswitch® Safety Disconnect Switches

- Non-Metallic versions available in 30A, 60A, and 100A, Fused & Non-Fused
- Rated to IP69K, IP66/67/68/69, UL 50E Type 3R, 4, 4X, 6P, 12, 13
- Stainless Steel versions available in 30A, 60A, 80A and 100A, Non-Fused
- NSF Certified for hygiene requirements in food & beverage processing



### Lev-Lok Modular Wiring Devices

- Switches, Occupancy Sensors and Receptacles available in Hospital Grade, Specification Grade, Surge Protective and GFCI
- Installation is 3x faster than traditional wiring
- Meet current and future building needs with ease of installation and replacement

### Weatherproof Covers

- Can be used to comply with NEC® 2017 Section 406.9 for weatherproof enclosures in wet and damp locations
- Available in a wide array of configurations for protecting switches and receptacle outlets
- Extra duty models meet or exceed the most stringent impact resistance tests required in UL 514D, ensuring maximum safety in abusive environments



### Provolt™ Room Controller (PRC)

- Easy standalone 0-10V dimming and occupancy/vacancy sensing control
- Easy installation with only two devices required for a complete solution
- Easy setup with the Provolt App—no ladders required
- Easy template creation to quickly program multiple rooms
- Enable daylight harvesting and demand response via the App



### Decora Digital Dimmer

- No hub, Internet or gateway needed
- Control manually or using free iOS and Android app
- Bluetooth compatibility provides point-to-point control up to 30 feet
- Wirelessly control, adjust and time lighting from a Smartphone or tablet
- Countdown (sleep) timer and programmable timer that automatically adjusts to sunrise/sunset times and daylight savings



### VerifEye™ Submetering Solutions


- Flexible line includes submeters, communication products, and BMO 3.0 energy information software solutions
- Easy integration with third party building management system platforms
- Installer friendly, reverse phase LED and power and load indicators provide installation diagnostics
- Ease of communication between multiple parties and platforms





**Vive**

- Simple, scalable, wireless solution for new and existing commercial buildings
- The Vive product family lets you personalize control to each space in your building
- Specifying Vive reduces design time and callbacks and allows for changes during the project without the need for redesign
- No factory setup required - Simple setup and programming options with the Vive hub
- App guides to help you meet codes - [lutron.com/AppGuides](http://lutron.com/AppGuides)



**In-wall Sensors**

- Full line of reliable in-wall sensors with a clean aesthetic and tamper-resistant lens
- Easy button-press set up saves time
- Lutron proprietary XCT technology ensures lights stay on in occupied spaces
- Models for any application and all lighting loads that include mistake-proof wiring (no polarity for line load)
- Sensor selection tool - [lutron.com/SensorSelectionTool](http://lutron.com/SensorSelectionTool)



**Caséta**

- Control lights, shades, temperature, and audio from anywhere
- Supports up to 50 devices
- Save time and avoid hassle with an easier 3-way - no additional wiring necessary
- Works with compatible dimmable LEDs, incandescent, and halogen bulbs
- Add control from a smart device using the Lutron Smart Bridge - Free app is available for IOS and Android
- Set timer once and never reset again - schedule automatically adjusts when seasons change
- New integration partners are always being added.



**RA2 Select**

- Lutron's newest whole home lighting control system is making smart home integration simple
- Supports up to 100 devices, works with a home's existing wiring, and features automated scene configuration
- C•L dimmers work with compatible dimmable LEDs, incandescent, and halogen bulbs
- Automated system configuration - Set schedules and enable control from anywhere in the world
- Expand beyond lights and shades with voice, audio, video, and temperature control from other leading brands.



**C•L Dimmers**

- First dimmers truly designed for LED dimming, and tested to work with more than 1,000+ lamps
- Don't require a neutral or special wire temperatures
- Take the hassle out of low-end adjustments
- Use patented technology to prevent dimmer interaction and minimize flicker, for beautiful LED dimming
- Reverse-phase LED dimmers now available
- New Maestro fan control and LED dimmer - Specifically designed to adjust your fan speed without pull chains from one wall control.
- [lutron.com/BulbSelector](http://lutron.com/BulbSelector)





### EvoKit LED Retrofit Kit

- Efficacy up to 110 lm/w
- Either 0-10 or Mark10 dimming drivers to help curb energy use and meet new legislative standards when paired with suitable controls solutions
- Simple installation in under 5 minutes
- Multiple sizes, color temperatures and lumen packages available



### InstantFit LED T8 Lamp

- Full light output in spaces with temperatures down to -4°F (-20°C)
- Perfect for applications with frequent “on/off” switching cycles
- Buildings that desire to be mercury free
- Suitable for damp locations
- Glass-free for use in food areas and refrigerated food displays
- 2’, 3’, 4’, T5HO, PL-L, and PLT/C replacement LEDs



### Fluxstream LED Family: Strip, Industrial and Wrap

- Consistent look and light output throughout your space
- All versions are dimmable, with optional controls
- Long term energy savings and long life over traditional fluorescent technology
- Available in 2’ and 4’ options
- Several lumens packages and optical distributions available
- Choice of mounting options



### LED General Purpose PAR Lamps

- Available in wide range of color temperatures, lumens and wattage options
- Flexibility in technology: choose options such as single optic, glass, Expert Color, and more
- Familiar look and feel of halogen technology, with a fraction of the energy costs
- No mercury
- Long life reduces maintenance costs by reducing re-lamp frequency



### LED Lamps with WarmGlow Technology

- Transition from 2700K to 2200K with dimming
- Excellent color rendering of 80 CRI
- Flexibility to create the right light level and ambiance
- Integrate seamlessly into recessed luminaires
- Uniform light distribution with greater visual comfort
- Available in “A”, BR20, BR30, BR40 and decorative shapes

### FBX HighBay

- Suitable for retail, cold storage, manufacturing, warehousing and many other large indoor spaces
- Wide range of lumen packages, optical distributions and accessories available
- Energy savings over fluorescent technology
- Spacewise technology is available for additional savings and control
- Can be cable, chain or pendant mounted



### Philips Lightolier LyteCaster Downlights

- Comfortable, quality illumination for new construction and renovation spaces
- Shallow height and modular design make it a versatile lighting option
- Available in 4” (650 lm&1000lm), 5” (1000 lm&1500lm), and 6” (1500 lm&2000lm) aperture sizes. The 5” is also available with a warm glow dimming effect from 2700K-2200K

### True Force Post Top and High Bay LED Lamps

- Fast payback - less than two years
- Easy adoption - no need to change the fixture or gear. Typical saving between 50%-90% of the installation time
- High compatibility - true 400W metal halide replacement for high bay applications and, save up to 75% in energy consumption
- Sustainability - low energy consumption when compared to conventional technologies
- 5 year warranty with 50,000 hour life vs a typical 20,000 hour life for metal halide lamps
- Instant on. No warm up time compared to HID lamps



### LED T8 Driver

- ICN-2P16-TLED-N operates 1 or 2 lamps
- ICN-4P16-TLED-N operates 3 or 4 lamps
- IntelliVolt 120-177V
- Based on economical eFluo ballast platform; lamps operated at high frequency
- Optimized to provide the highest efficiency while operating TLED lamps at their design wattage/lumens
- When replacing existing ballast due to age or mandate, new drivers offer the highest efficiency opportunity
- ICN-3P16
- IZT dimming



#### PT Terminal Blocks

- Save wiring time up to 50% by directly pushing in ferruled/solid conductors
- Eliminate the risk of under-torqued wires by using Push-In leg spring
- Choose the ideal terminal block from a complete lineup spanning 24 AWG to 300 MCM
- Reduce downtime with Push-in Technology's pull out force five times the IEC requirement



#### Quint 4 Power Supply

- Alarm setting lets you know when your power supply begins to derate due to ambient temperature
- Gas discharge tubes and MOVs are present in all units to provide coordinated protection against transients
- An analog output is available to send real-time current, voltage, or power being used back to your PLC, HMI or SCADA controller



#### TMC 8 UL 489 Listed Breakers

- Varied trip curves for multi-pole options that include dual ratings to accommodate a variety of applications
- Full line of accessories and bus bars for increased functionality and ease of installation
- Trip-free design to increase safety against closing during an over current event



#### Wireless mGuard Kit

- Two products in one box (mGuard RS2005 + WLAN 1101)
- When wired connectivity is unavailable for the mGuard, the WLAN can be used to connect to a wireless network
- Perfect fit for the mGuard Secure Cloud Service



#### VL2 Industrial PC's - Reliable, Redesigned, Reinvented

- Dual 2.5 SATA drive bays
- Unique gull-wing door access to new PCI-e option
- Native hardware RAID support
- Configurable as a panel PC (PPC) and a box PC (BPC)
- Fanless design for industrial applications
- Powerful and energy-efficient Intel® Core™ processors
- Easily removable rotating or solid-state hard drives in a variety of sizes

#### FL SWITCH 2000: New entry-level managed switch

- Basic managed firmware for machine applications, and extended firmware for automation
- Multiple switch configuration options to choose from
- Approvals for hazardous locations and marine installations



#### FL WLAN 1101/2101

- Internal antennas – saves money
- Panel-mount IP54/IP68 designs – saves space
- Single-hole connection, industry-standard power and data connections – reduce installation cost




#### MINI Pro Analog Signal Conditioners

- 6.2 mm wide pluggable housing, with easily visible and accessible termination points, and integrated current loop measurement test points usable even during operations
- Industry robust design of 3kV isolation, and -40 to 70C operating temperature make it usable for a maximum number of applications
- Widest selection of modules for a variety of analog loop isolations, and signal conversions



#### PLC Relays

- Wide range of slim general-use and specialty relays, available in electromechanical and solid state forms
- Used in a number of signal interfacing and low power applications 6A or less
- Compact size reduces control cabinet size – just 6.2mm for SPDT and 14mm for DPDT relays
- Push-in technology, system cabling adapters, and cut-to-fit bridges greatly reduce wiring time
- Available HazLoc relays, filter relays, and more



#### Mobile Printing

##### THERMOFOX Handheld Printer

- Lightweight, rugged handheld printer easy to use in the field or around the shop

##### THERMOMARK PRIME - Thermal Transfer Card and Sheet Printer

- A rechargeable battery and integrated marking software makes this printer fully portable for field installations and around the shop
- The ink ribbon is contained in a drop-in cartridge saving time and frustration when switching or replacing





**Downlights/RDLED 2" Downlight**

- 8W replaces 50W MR16 with energy savings of 82%
- Up to 696 lumens, 79 lm/W
- TRIAC dimmer compatibility for additional light control down to 5%
- Precision-engineered optics deliver smooth light without hot spots or glare
- 100,000-hour LED Lifespan



**Indoor LED Panel/EZPAN™**

- Evenly diffused ambient illumination
- Offered in two sizes and three wattages: 2x2 (30W and 40W) and 2x4 (40W and 50W)
- 0-10V dimmable driver, standard
- Emergency battery backup option available
- Available with factory-installed Lightcloud™ lighting control system Controller
- Ultra-efficient edge-lit LED panel with an efficacy of up to 130 lm/W



**Indoor Commercial LED Downlight/DLED8**

- Available with high 90+ CRI
- Universal driver is compatible with TRIAC, ELV and 0-10V dimmers
- 30W DLED8 replaces 50W MH and 32W CFL, 38W DLED8 replaces 70W MH and 42W CFL
- Lightweight design for easy installation and increased safety
- Available in 2700, 3000, 3500 and 4000K



**Stairwell LED Luminaire/TREDSAFE™**

- Available in 2 ft. (28W) and 4 ft. (36W)
- Diffused lens for smooth light distribution
- 0-10V dimming driver, standard
- Optional integrated ultrasonic motion sensor; more reliable than passive infrared (PIR) which requires a clear line of sight
- 100,000-Hour LED lifespan



**Linear LED Luminaire/BOA™**

- Proprietary optics produce soft dimensional illuminance at the lens and over 700 lumens per linear foot
- Length offered in 2-foot increments up to 12 ft.
- Available in two light levels; 5W or 10W per linear foot
- 0-10V dimming down to 10%
- Pendant, recessed and surface mount options
- 100,000-Hour LED lifespan, no tubes to replace
- All mounting hardware included for pendant models



**Garage Light/PORTO™**

- Integrated photo/motion sensor control available
- Replace up to 175W MH
- Ultra-High efficiency up to 118 lm/W
- Pendant and surface mount
- Low glare, vandal-resistant polycarbonate lens
- 20% uplight eliminates “cave effect”
- Three power packages available in 30, 42 and 55 Watts



**Lightcloud™ Lighting Control System**

- Scheduling, daylight harvesting, personal dimming, occupancy & vacancy sensing
- Save users up to 68% on lighting energy costs starting on day one
- Unlimited tech/user support and set up
- Measures, tracks and reports real & estimated power usage over time
- Lightcloud™ devices communicate over secure, wireless mesh network
- 10-year full hardware warranty



**Indoor LED Center Basket/SWISH™**

- Available in 2x2 (19 & 29 Watt) and 2x4 (39 & 49 Watt) models.
- 0-10V dimming standard on all models
- Emergency battery backup available
- Optional occupancy sensor or Lightcloud™ Controller
- 100,000-Hour LED lifespan



**Linear LED Washdown/SHARK™**

- Available in 2 sizes and 4 wattages: 2 ft. (18 and 25W), 4 ft. (36 and 50W)
- Versatile mounting options: Chain, junction box, angled surface mount or vandal-resistant surface mount
- IP66 and NEMA 4X ratings protects against dust, water ingress and corrosion
- 0-10V dimming
- 100,000-Hour LED lifespan



**LED Area Light/ALED360**

- Available in 260W or 360W
- Optional integrated motion sensor/ photocell for multi-level control
- Optional bi-level dimming (enables 25, 50 or 75% dimming)
- Multiple mounting options: pole, slipfitter or wall
- 5 Pin and 7 Pin ANSI 136.41 control receptacles available
- 100,000-Hour LED lifespan
- 1,000 Watt equivalent





**Harmony XB7—22mm Monolithic Pushbuttons, Switches and Pilot Lights**

Complete offering of 22mm controls including: spring return push buttons, illuminated buttons and switches, mushroom head emergency stop buttons and more.

- Complete product (contacts are built in) with a full complement of accessories



**Harmony XVU Tower Lights**

Modular customizable signaling solutions from 1 to 5 LED colored lights and sound options with a 60mm diameter

- Modular—can be configured easily
- Super Bright Integrated LED—no bulbs to replace
- Configurable light patterns and customizable sounds - record your own messages



**Altivar ATV320 Drive for Simple and Advanced Machines**

- The Altivar Variable Speed Drive designed for OEMs that meets simple and advanced application requirements for 3 Phase synchronous and asynchronous motors from 0.18 to 15 kW (0.25 to 20 Hp)
- Simple installation, advanced connectivity, reliable motor control, continuous machine operation and comprehensive embedded safety solutions



**Magelis GTU HMI**

The Magelis GTU HMI offers the best flexibility with its unique concept. Combine a CPU box with a display of your choice.

- Availability of 4:3 and 16:9 format and multi display function to ensure a high level of performance and openness



**Modicon M340 PLC**

The Modicon M340 PAC provides numerous cost and high-end performance in a mid-range processor.

- Compact size (4 in. height by 3.7 in. depth)
- High-density 64 point digital I/O cards and 8 channel analog I/O cards (Standard X80)



**Panel-door Mounted 22mm RJ45/USB Data Ports**

- Access your machine diagnostics from the front of your panel protecting your equipment and personnel
- RJ45/USB Data ports fit into standard 22 mm cut-outs for quick and easy installation

**Zelio RXG Plug-In Interface Relays**

RXG Relays save valuable panel space while delivering robust performance.

- 16mm wide to maximize panel usage
- Industry standard products = direct replacements for the competition
- 1 C/O 10 A, 1/3HP and 2C/O 5 A, 1/6HP models



**Drives for Industrial Processes**

- Specifically designed for industrial processes such as: Oil & Gas, Food & Beverage, Mining, Metals and Minerals, and Water and Wastewater Management

**Altivar ATV630 Drive for General Purpose, Pumps and Fans**

- Over 30 functions dedicated for pumping applications as well as functions for fan and simple material handling applications
- Real time energy monitoring, keypad display, embedded fieldbus, and smart device monitoring



**Altivar ATV930 Drive for Mechanical Movement and Artificial Lift**

- Maximize productivity with excellent motor control and connectivity capabilities (1HP to 500HP)
- The first service oriented drive with embedded power measurement and energy dashboard

**M221/M241/M251 PLCs**

- Compact or Modular design
- USB, Serial & Ethernet for flexibility in connectivity and communications
- Ethernet IP Scanner (master) and Adaptor (slave) capability
- Host Custom web pages designed in SoMachine Software (WebVisu) - Accessible on any Smart Phone or Computer with a web browser



**Modicon M580 ePAC**

- Ethernet backplane offering 10x communication speed
- Cyber Security ready with Achilles Level 2 certification
- Advanced functions with High Availability services
- Hot Standby Processor and power supply redundancy







**I-Line Combo Panelboard**

- Saves time and space by combining I-Line and NQ/NF sections in one panelboard
- Requires up to 40% less space
- 600y/347 Vac, 48 Vdc maximum
- 1200 A max main circuit breaker or 800 A max main lug
- 1200 A max branch circuit breaker
- Available in single enclosure (26" and 32" width) or duplex enclosure (32" and 44" width)

**I-Line Smart Cell for I-Line Panelboards and Switchboards**

- Efficiently monitor system status and manage energy
- Communicate over Ethernet
- Add communications without adding footprint or high costs
- As easy as adding an I-Line circuit breaker
- Units available for ERMS, metering, IFEs, and more!

**PowerPact B CBs for I-Line/OEM Panels**

- Innovative circuit breaker with a space-saving design
- One-click accessories make it easy to customize.
- Smaller than previous PowerPact circuit breakers.
- Wider range: 15 - 125 A.
- A variety of connections types, including EverLink creep compensating technology.
- Din rail and screw mounting

**MD Enclosed Motor Disconnect Switch**

- Ideal when disconnect is required near motor.
- Compact, robust NEMA 4X enclosure
- 30 amp and 60 amp sizes, HP rated.

**Whole Home Surge Protection**

- 80% of surges originate inside the home
  - Only 20% of surges are caused by lightning strikes
  - Protects valuable electronics not attached to surge strips
  - Surge protection from 22.5kA to 80kA\*
  - Warranty protection from 2 year/\$10,000 to 5 year/\$100,000\*
  - Plug-on Neutral Breaker SPD version now available!
- \*Depending on Model*



**SurgeLogic SurgeLoc**

- Engineered with input from contractors
- Quick and easy installation
- Easy field mounting and retrofitting
- Custom bus bar, rails, dead front, and fasteners not required

**Solar Combiner Box**

- First line in market designed with solar installers and electrical contractors in mind
- Variety of sizes and multiple mounting choices meet any PV system need
- Flexible installation with top, bottom, and side entry
- Substantial wire bending space
- Touch-safe interior shielding guards



**Harmony XB5R Wireless, Batteryless Push Button**

- Quick and easy installation
- Eliminates wires and cables
- Flexible due to its mobility
- Greater control and mobility for operators
- Maintenance-free



**QO & Homeline Load Centers with Qwik-Grip and Plug-on Neutral**

- Save time and work smarter - up to 40% faster installation
- Qwik-Grip makes installation easier and faster
- Eliminates most knockouts and box connectors
- Speeds up and simplifies rough-ins
- Plug-on Neutral means no more pigtailed
- Speeds up breaker installation
- Frees gutter space



**Safety Switches**

- Designed to outperform other switches in wide range of demanding applications
- Time-saving design features make installation quick and easy
- Visible blades verify down-stream circuit is de-energized
- Rugged construction and corrosion protection





### eFab™ by Thomas & Betts

- Fully engineered, prefabricated electrical rough-in systems
- In the wall: Prewired MC or NM cable branch wiring systems
- In the ceiling: Pre-cut strut, prebuilt trapeze systems, and cable and basket tray takeoff and design
- In the floor: Prewired floor boxes and poke-throughs and basket tray takeoff and design
- Dedicated engineering support team to assist with design and preplanning



### Ocal® PVC-Coated Conduit and Fittings

- UL® Listed with both the zinc coating and the PVC coating investigated and listed per UL6
- Industry-leading thread protection through a hot-dipped galvanizing process
- “Double-Coat” fittings with urethane and PVC for enhanced corrosion protection
- On-site installation training and certification, with an extended warranty on installations by certified installers



### T&B EX™ Hazardous Location Enclosures

- Complete offering of enclosures, motor control and panelboards for hazardous locations
- Motor control features compact, innovative ABB controls and circuit protective devices
- Customized enclosures are available to help end-users meet specific application requirements
- Control stations and pilot devices (push buttons, pilot lights, selector switches) available



### TY-RAP® High Performance Cable Ties and Accessories

- The original cable tie invented by Thomas & Betts
- Complies with the new UL62275 standard
- Most are also AH-2 plenum rated
- Offering of both detectable and bacteria-resistant cable ties

### T&B Solar Solutions

- Ty-Rap® weather-resistant nylon 12 cable ties and cable edge solar clips
- Blackburn® ground rod clamps, mechanical lugs and solar panel grounding lugs
- Color-Keyed® one- and two-hole, standard- and long-barrel compression lugs and splices
- Color-Keyed C-taps for 600V applications and Dragon Tooth® transition washers



### T&B Liquidtight Systems™ Flexible Metal Conduit and Fittings

- Complete range of reliable, high-performance liquidtight fittings (steel, stainless steel, aluminum)
- Full offering of liquidtight flexible metal conduits for commercial and industrial applications
- Conduits and fittings have been tested together to ensure liquid ingress protection
- Technical Datasheets and Selection Guides for easy selection of an appropriate conduit and fitting solution



### SuperMag™ Magnetic fittings for Superstrut™ Metal Framing

- Eliminate the need to manually hold fittings and strut together while installing
- Available in steel with both GoldGalv® and SilverGalv® finishes
- SuperMag fittings support at least 2x their own weight
- Magnets are staked in place for dual-sided use

### SUPERSTRUT® Pre-Fab Strut Services

- Custom metal framing products and services to help reduce end-user material and labor costs
- Eliminates the cost of over-ordering material, on-site fabrication, scrap disposal and storage
- Strut channel in any length you need from 1 ft. to 18 ft.
- Custom engineering and pre-fabrication of trapeze systems and support structure
- No-cost, no-obligation quotes



### Connectivity and Grounding Solutions

- Color-Keyed® compression lugs are UL® Listed for use with both copper code and flex conductors
- T&B Lug Link™ app makes it easy to select and configure connectors
- Hex-Flex™ crimp dies offer excellent pull-out strength plus embossed die code for easy inspection
- Complete range of Blackburn® mechanical, compression and exothermic grounding systems



### Food and Beverage Solutions

- T&B® Fittings stainless steel rigid conduit, elbows and conduit bodies
- Adaptaflex® flexible metal conduit and fitting system with anti-microbial additives in the conduit jacket
- Superclean™ wall offsets allow for easy cleaning behind wall-mounted equipment
- Ty-Rap® detectable cable ties reduce the risk of contamination





Featuring:



We also carry products from...



Follow us on Facebook and Twitter:


[www.facebook.com/stonewayelectric](http://www.facebook.com/stonewayelectric)  
[www.twitter.com/stonewayelect](http://www.twitter.com/stonewayelect)



402 N Perry St  
Spokane, WA 99202-2921



51858



SPOKANE COEUR D'ALENE MOSES LAKE PULLMAN RICHLAND SANDPOINT WALLA WALLA WENATCHEE YAKIMA

**The Supply Line 2018**

